


# SPARK-PROOF LOW HEADROOM MANUAL CHAIN HOISTS SHAS




The **SHAS** manual chain hoist is the best as versatility and features matching requirements of hazardous areas. ELBE hoists reach the minimum possible low headroom. Special hoists are developed according to customer needs.

## High performance equipment

- capacity up to 30T
- steel body
- bronze cover of the gear
- solid bronze sprocket pocket wheel
- bronze ratched break wheel
- bronze chain guides
- stainless steel accessories
- stainless steel AISI 316 hand chain
- bronze wheels on trolleys
- high quality finish

## On request

- stainless steel lifting chain AISI 316
- stainless steel AISI 316 hook block
- stainless steel bearings
- stainless steel frames for HT hoists
- sliding assembly of trolley wheels for easy erection
- load limiter
- articulated trolley for curved beams



# SPARK-PROOF LOW HEADROOM MANUAL CHAIN HOISTS SHAS



## STEEL CHAIN


Special Bull chain of high strength, hardened resistant alloyed steel galvanized surface treatment. Stainless steel chain of high grade, AISI 316, is available as well, on request or when high-tech execution is required

## BRAKE

The brake consists in 4 quadruple-start thread shaft which controls the axial moving of the flange closing the fiber discs when toothed bronze wheel is acted by the dropping load

## CHAIN COLLECTOR BOX (under request)

Suspended to the hoist frame, it is made of galvanized steel or stainless steel



## CHAIN DRIVE


The unit assembly consists of the chain, the sprocket pocket wheel, the epicycloidal gear and the chain guide roll. The high quality alloyed bronze is used for manufacturing of parts in order to avoid steel/steel contact

## BOTTOM HOOK BLOCK

Hoists up to 3000KG are supplied with single chain fall for improved ergonomic handling of the hook

## OVERLOAD DEVICE (under request)

Special clutch system is applied, combine with the brake in order to avoid overloading of the hoist



SPARK-PROOF LOW HEADROOM MANUAL CHAIN HOISTS SHAS



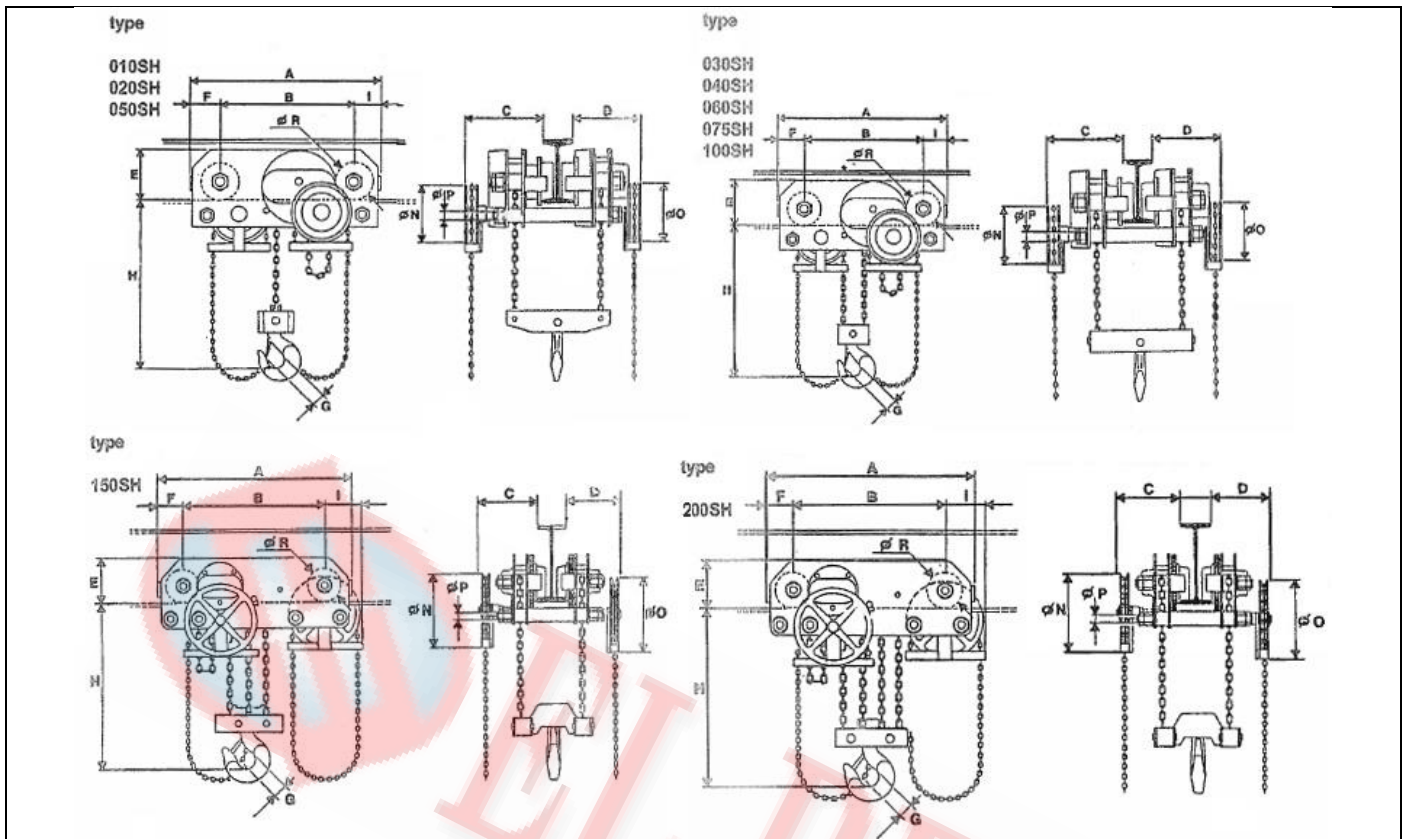


**SPARK-PROOF MANUAL CHAIN HOIST SH-AS  
LOW HEADROOM EXECUTION**





# SPARK-PROOF LOW HEADROOM MANUAL CHAIN HOISTS SHAS



CAPACITY	Type	Falls	Weight	HAND CHAIN	A	B	C	D	E	F	G	H	I	L	N	O	P	R	Min Radius
Kg		n°	Kg	mm	mm	mm	mm	mm	mm	mm	mm	mm	mm	mm	mm	mm	mm	mm	mm
2000	SH020AS	1+1	103	5x18,5	425	295	197	184	115	60	25	165	70	-	220	220	20	70	1900
3000	SH030AS	1+1	135	5x18,5	525	360	203	209	130	75	36	180	90	-	220	220	24	100	2800
4000	SH040AS	1+1	140	5x18,5	525	360	203	209	130	75	42	190	90	-	220	220	24	100	2800
5000	SH050AS	1+1	198	5x18,5	650	420	241	241	163	105	42	280	125	-	270	270	30	125	3500
6000	SH060AS	2+2	265	5x18,5	690	490	266	266	163	105	49	190	105	-	270	270	30	125	4000
7500	SH075AS	2+2	330	5x18,5	890	620	266	266	215	125	51	310	145	-	320	320	39	160	5700
10000	SH100AS	2+2	330	5x18,5	890	620	266	266	215	125	58	330	145	-	320	320	39	160	5700
15000	SH150AS	3+3	465	5x18,5	950	670	300	300	230	135	80	390	145	50	390	390	39	170	6300
20000	SH200AS	4+4	600	5x18,5	1050	760	300	300	230	140	94	390	150	45	390	390	45	170	7100